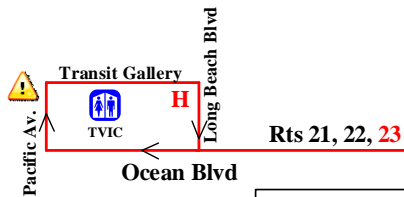
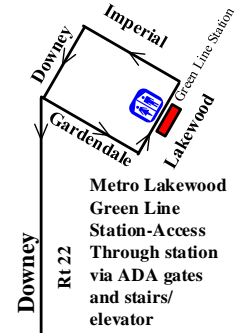
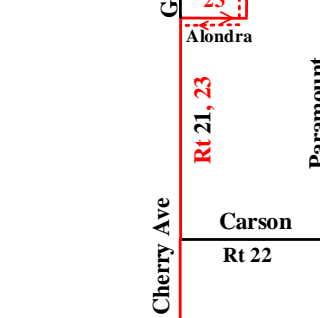
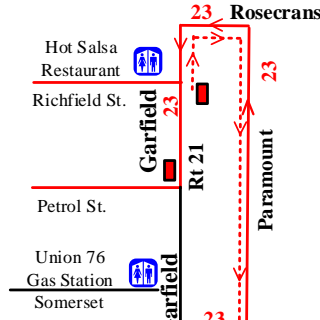
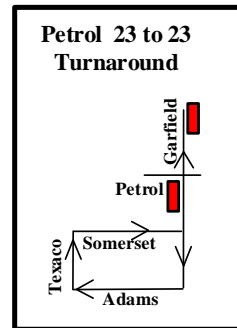
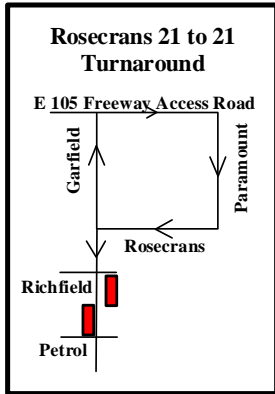
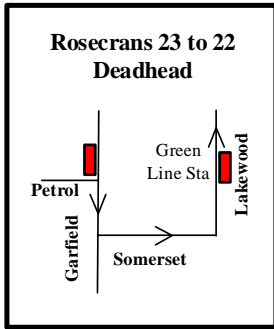
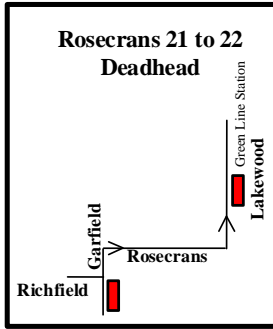


**10 Series**

Eff: Feb 14, 2021



- - - - 23 Inbound
- Recovery Location
- Comfort Zone
- If the train is moving, wait before turning

**Headsign Change Location:**  
Westbound Ocean Blvd. @ Elm Ave.

Not to Scale

Route 23

## Turn Sheet for Route 23

<b>Inbound</b>	<b>Outbound</b>
<p>From Recovery Location Garfield at Richfield            Right Turn Rosecrans            Right Turn Paramount            Right Turn Alondra            Left Turn Garfield</p> <p>Continue Southbound Garfield Ave. (Garfield turns into Cherry Ave.)            Right Turn Ocean Blvd.</p> <p><b>(Headsign Change Location Ocean Blvd at Elm Ave.)</b></p> <p>Right Turn Pacific Ave.</p> <p>Right Turn 1<sup>st</sup> Street</p> <p>Enter Transit Gallery Shelter "H" Only</p> <p><b>(If <u>Interline Instructions</u> applies to this trip: See Route Maps or Foot Notes on Running Board Sheets for turn-around instructions)</b></p>	<p>From Transit Gallery Shelter "H" (Eastbound on 1<sup>st</sup> Street )            Right Turn Long Beach Blvd.            Left Turn Ocean Blvd.            (Double Turning Lanes)            Left Turn Cherry Ave. which turns into Garfield            Right Turn Alondra            Left Turn Paramount            Left Turn Rosecrans            Left Garfield            To Petrol</p> <p><b>(Headsign Change Location)</b></p> <p><b>(If <u>Interline Instructions</u> applies to this trip: See Route Maps or Foot Notes on Running Board Sheets for turn-around instructions)</b></p>

**Note: Turn Sheets Do Not Over Rule Running Board Sheets. Operators Have An Individual Responsibility To Read And Understand Each Running Board Sheet And Follow Any Instruction Accordingly.... (Revised 2-9-21)**